









# EZ-Tray



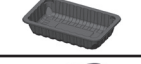



## Meat











Easypak's comprehensive line of meat trays are designed to enhance the display of freshly packed meats through quality and technology. These rigid trays are lightweight, strong and incorporate an innovative honeycomb feature on the bottom to reduce the need for absorbent pads.

	EZ-Tray Meat	DESCRIPTION	DIMENSIONS – INCHES			Case Weight (lbs)	CASE DIMENSIONS – INCHES			Case Cube (feet)	Case Count (units)	Cases/Pallet
			L	W	H		L	W	H			
	MT1D	Clear, PETE, deep rectangular meat tray with honeycomb feature to trap moisture.	5.25	5.25	1.14	25.74	23.00	13.04	17.14	3.00	900	24
	MT1D-01	Black, PETE, deep rectangular meat tray with honeycomb feature to trap moisture.	5.25	5.25	1.14	25.74	23.00	13.04	17.14	3.00	900	24
	MT1S	Clear, PETE, shallow rectangular meat tray with honeycomb feature to trap moisture.	5.25	5.25	0.59	25.74	23.00	13.04	17.14	3.00	900	24
	MT1S-01	Black, PETE, shallow rectangular meat tray with honeycomb feature to trap moisture.	5.25	5.25	0.59	25.74	23.00	13.04	17.14	3.00	900	24
	MT2D	Clear, PETE, deep rectangular meat tray with honeycomb feature to trap moisture.	8.25	5.75	1.00	17.16	17.69	8.88	17.75	1.60	300	40
	MT2D-01	Black, PETE, deep rectangular meat tray with honeycomb feature to trap moisture.	8.25	5.25	1.00	17.16	17.69	8.88	17.75	1.60	300	40
	MT2S	Clear, PETE, shallow rectangular meat tray with honeycomb feature to trap moisture.	8.25	5.75	0.50	17.16	17.69	8.88	17.75	1.61	300	40
	MT2S-01	Black, PETE, shallow rectangular meat tray with honeycomb feature to trap moisture.	8.25	5.75	0.50	17.16	17.69	8.88	17.75	1.61	300	40
	MT3P	Clear, PETE, rectangular meat tray with honeycomb feature to trap moisture.	8.75	6.5	1.34	23.76	17.69	10.75	17.00	1.90	400	24
	MT3P-01	Black, PETE, rectangular meat tray with honeycomb feature to trap moisture.	8.75	6.5	1.34	23.76	17.69	10.75	17.00	1.90	400	24
	MT4D	Clear, PETE, deep rectangular meat tray with honeycomb feature to trap moisture.	9.25	7.25	1.13	25.08	22.75	9.69	17.00	2.20	300	32
	MT4D-01	Black, PETE, deep rectangular meat tray with honeycomb feature to trap moisture.	9.25	7.25	1.13	25.08	22.75	9.69	17.00	2.20	300	32
	MT4S	Clear, PETE, shallow rectangular meat tray with honeycomb feature to trap moisture.	9.25	7.25	0.59	25.08	22.75	9.69	17.00	2.20	300	32
	MT4S-01	Black, PETE, shallow rectangular meat tray with honeycomb feature to trap moisture.	9.25	7.25	0.59	25.08	22.75	9.69	17.00	2.20	300	32
	MT7S	Clear, PETE, shallow rectangular meat tray with honeycomb feature to trap moisture.	14.44	5.75	1.03	33.00	22.13	19.09	14.04	3.40	375	20
	MT7S-01	Black, PETE, shallow rectangular meat tray with honeycomb feature to trap moisture.	14.44	5.75	1.03	33.00	22.13	19.09	14.04	3.40	375	20
	MT8D	Clear, PETE, deep rectangular meat tray with honeycomb feature to trap moisture.	10.25	8.25	1.25	18.40	17.69	10.75	17.00	1.90	200	36
	MT8D-01	Black, PETE, deep rectangular meat tray with honeycomb feature to trap moisture.	10.25	8.25	1.25	18.40	17.69	10.75	17.00	1.90	200	36

# EZ-Tray Meat

	EZ-Tray Meat	DESCRIPTION	DIMENSIONS – INCHES			Case Weight (lbs)	CASE DIMENSIONS – INCHES			Case Cube (feet)	Case Count (units)	Cases/Pallet
			L	W	H		L	W	H			
	MT10D	Clear, PETE, deep rectangular meat tray with honeycomb feature to trap moisture.	10.75	5.75	1.25	22.11	18.25	11.19	17.75	2.10	300	32
	MT10D-01	Black, PETE, deep rectangular meat tray with honeycomb feature to trap moisture.	10.75	5.75	1.25	22.11	18.25	11.19	17.75	2.10	300	32
	MT10S	Clear, PETE, shallow rectangular meat tray with honeycomb feature to trap moisture.	10.75	5.75	0.51	21.12	18.25	11.19	17.75	2.10	300	32
	MT10S-01	Black, PETE, shallow rectangular meat tray with honeycomb feature to trap moisture.	10.75	5.75	0.51	21.12	18.25	11.19	17.75	2.10	300	32
	MT-10KW	Black, PETE, laminated rectangular meat tray.	10.75	6.75	2.02	15.05	22.13	19.09	14.04	3.40	180	24
	MT-10KW-P	Black, PETE, laminated rectangular meat tray with for patties.	10.75	6.75	2.02	15.05	22.13	19.09	14.04	3.40	180	24
	MT17S	Clear, PETE, shallow rectangular meat tray with honeycomb feature to trap moisture.	8.25	4.75	0.52	12.54	17.69	8.88	17.75	1.60	300	40
	MT17S-01	Black, PETE, shallow rectangular meat tray with honeycomb feature to trap moisture.	8.25	4.75	0.52	12.54	17.69	8.88	17.75	1.60	300	40
	MT25S	Clear, PETE, shallow rectangular meat tray with honeycomb feature to trap moisture.	14.63	8.00	1.00	35.20	19.50	15.25	16.50	2.80	200	24
	MT25S-01	Black, PETE, shallow rectangular meat tray with honeycomb feature to trap moisture.	14.63	8.00	1.00	35.20	19.50	15.25	16.50	2.80	200	24

## LIGHT WEIGHTED MEAT TRAYS

	EZ-Tray Meat	DESCRIPTION	DIMENSIONS – INCHES			Case Weight (lbs)	CASE DIMENSIONS – INCHES			Case Cube (feet)	Case Count (units)	Cases/Pallet
			L	W	H		L	W	H			
	CMT-1	Clear, PETE, light weighted meat tray with moisture absorbent pockets.	5.50	5.50	1.13	18.00	16.50	16.50	10.50	1.65	1,000	40
	CMT-2	Clear, PETE, light weighted meat tray with moisture absorbent pockets.	7.75	5.38	1.00	16.80	13.75	11.88	8.50	0.80	400	54
	BMT-2	Black, PETE, light weighted meat tray with moisture absorbent pockets.	7.75	5.38	1.00	16.80	13.75	11.88	8.50	0.80	400	54
	CMT-2S	Clear, PETE, shallow light weighted meat tray with moisture absorbent pockets.	7.75	5.38	0.63	16.80	13.75	11.88	8.50	0.80	400	40
	CMT-4D	Clear, PETE, deep light weighted meat tray with moisture absorbent pockets.	9.25	7.25	1.13	28.00	14.50	14.50	10.00	1.22	400	40
	BMT-4D	Black, PETE, deep light weighted meat tray with moisture absorbent pockets.	9.25	7.25	1.13	28.00	14.50	14.50	10.00	1.22	400	40
	BMT-8D	Black, PETE, deep light weighted meat tray with moisture absorbent pockets.	10.38	8.38	1.38	19.65	16.50	12.38	10.88	1.28	150	60
	CMT-15	Clear, PETE, light weighted meat tray with moisture absorbent pockets.	12.75	8.13	1.00	23.40	16.50	12.38	10.88	1.28	150	60
	CMT-17S	Clear, PETE, shallow light weighted meat tray with moisture absorbent pockets.	8.48	4.53	0.68	15.50	13.75	11.88	8.50	0.80	500	84
	BMT-17S	Black, PETE, shallow light weighted meat tray with moisture absorbent pockets.	8.48	4.53	0.68	15.50	13.75	11.88	8.50	0.80	500	84
	CMT-150	Clear, PETE, light weighted meat tray with moisture absorbent pockets.	8.50	3.75	1.00	19.00	16.50	16.50	10.50	1.65	1,000	40
	BMT-150	Black, PETE, light weighted meat tray with moisture absorbent pockets.	8.50	3.75	1.00	19.00	16.50	16.50	10.50	1.65	1,000	40

